

Washington township, Franklin County, Pennsylvania
Population and Housing Narrative Profile: 2005-2009
 Data Set: 2005-2009 American Community Survey 5-Year Estimates
 Survey: American Community Survey

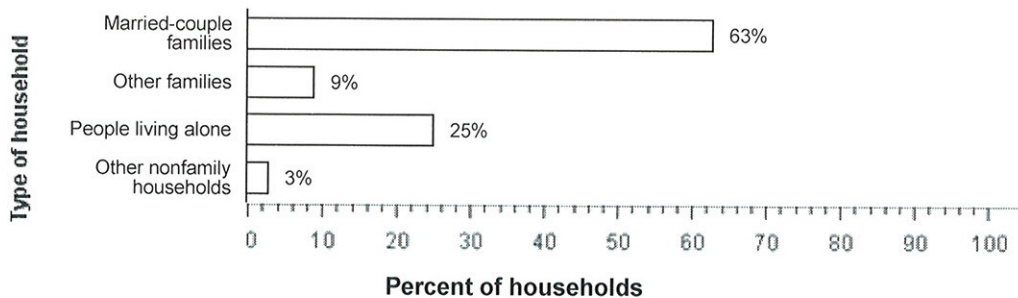
NOTE. Although the American Community Survey (ACS) produces population, demographic and housing unit estimates, it is the Census Bureau's Population Estimates Program that produces and disseminates the official estimates of the population for the nation, states, counties, cities and towns and estimates of housing units for states and counties.

For more information on confidentiality protection, sampling error, nonsampling error, and definitions, see Survey Methodology.

HOUSEHOLDS AND FAMILIES: In 2005-2009 there were 5,000 households in Washington township. The average household size was 2.4 people.

Families made up 72 percent of the households in Washington township. This figure includes both married-couple families (63 percent) and other families (9 percent). Nonfamily households made up 28 percent of all households in Washington township. Most of the nonfamily households were people living alone, but some were composed of people living in households in which no one was related to the householder.

The Types of Households in Washington township, Franklin County, Pennsylvania in 2005-2009



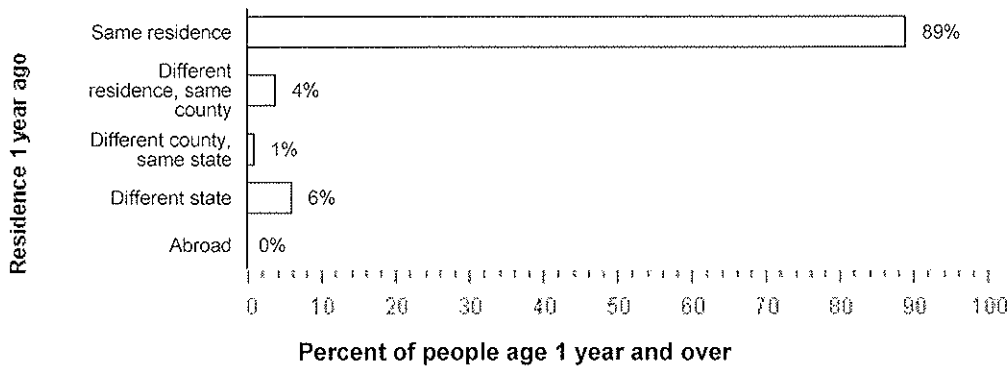
Source: American Community Survey, 2005-2009

NATIVITY AND LANGUAGE: Two percent of the people living in Washington township in 2005-2009 were foreign born. Ninety-eight percent was native, including 65 percent who were born in Pennsylvania.

Among people at least five years old living in Washington township in 2005-2009, 3 percent spoke a language other than English at home. Of those speaking a language other than English at home, 29 percent spoke Spanish and 71 percent spoke some other language; 33 percent reported that they did not speak English "very well."

GEOGRAPHIC MOBILITY: In 2005-2009, 89 percent of the people at least one year old living in Washington township were living in the same residence one year earlier; 4 percent had moved during the past year from another residence in the same county, 1 percent from another county in the same state, 6 percent from another state, and less than 0.5 percent from abroad.

Geographic Mobility of Residents of Washington township, Franklin County, Pennsylvania in 2005-2009

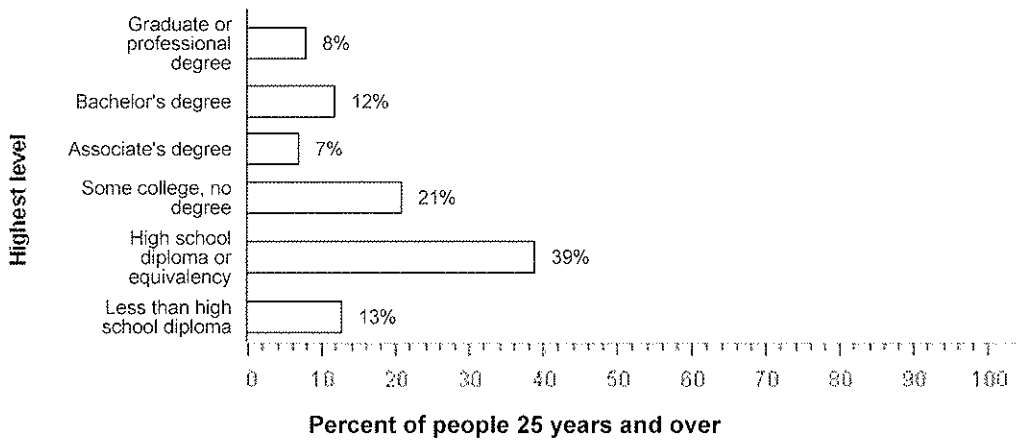


Source: American Community Survey, 2005-2009

EDUCATION: In 2005-2009, 87 percent of people 25 years and over had at least graduated from high school and 20 percent had a bachelor's degree or higher. Thirteen percent were dropouts; they were not enrolled in school and had not graduated from high school.

The total school enrollment in Washington township was 2,500 in 2005-2009. Nursery school and kindergarten enrollment was 220 and elementary or high school enrollment was 1,800 children. College or graduate school enrollment was 460.

The Educational Attainment of People in Washington township, Franklin County, Pennsylvania in 2005-2009

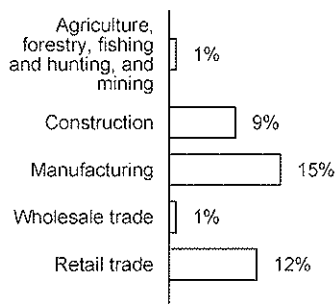


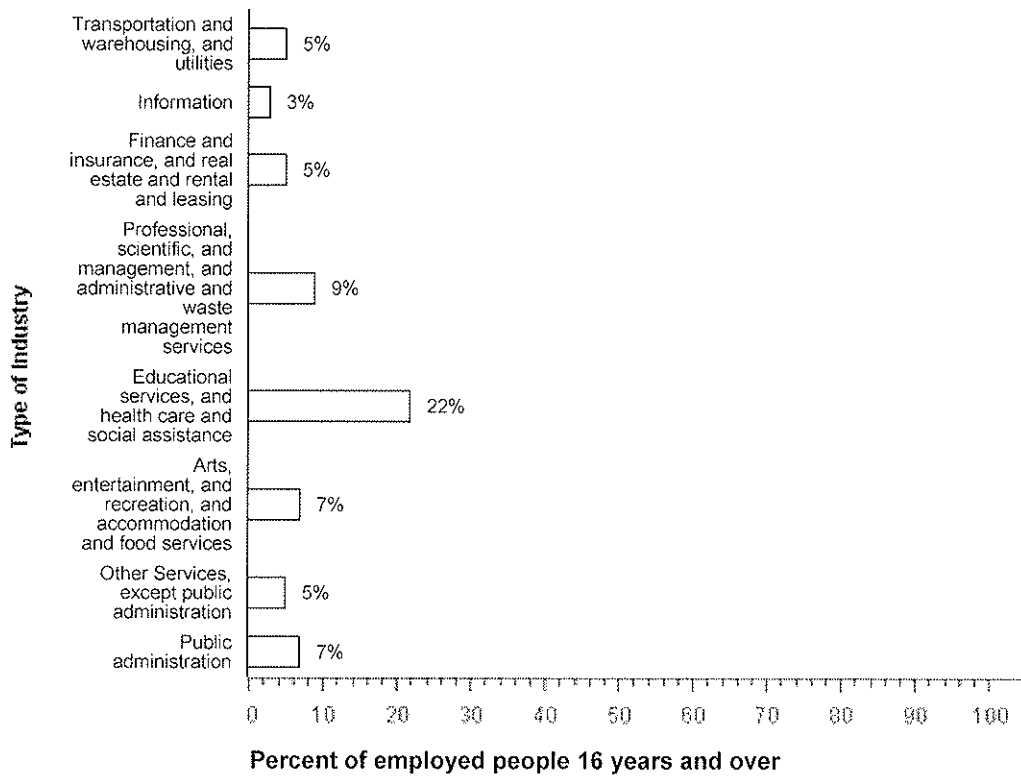
Source: American Community Survey, 2005-2009

DISABILITY: In Washington township, among people at least five years old in 2005-2009, percent reported a disability. The likelihood of having a disability varied by age - from percent of people 5 to 15 years old, to percent of people 16 to 64 years old, and to percent of those 65 and older.

INDUSTRIES: In 2005-2009, for the employed population 16 years and older, the leading industries in Washington township were Educational services, and health care, and social assistance, 22 percent, and Manufacturing, 15 percent.

Employment by Industry in Washington township, Franklin County, Pennsylvania in 2005-2009





Source: American Community Survey, 2005-2009

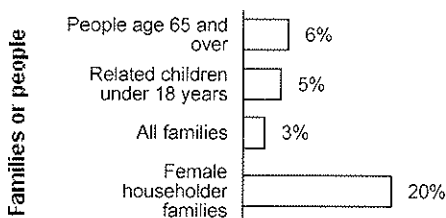
OCCUPATIONS AND TYPE OF EMPLOYER: Among the most common occupations were: Management, professional, and related occupations, 34 percent; Sales and office occupations, 21 percent; Service occupations, 19 percent; Production, transportation, and material moving occupations, 16 percent; and Construction, extraction, maintenance, and repair occupations, 10 percent. Seventy-eight percent of the people employed were Private wage and salary workers; 15 percent was Federal, state, or local government workers; and 6 percent was Self-employed in own not incorporated business workers.

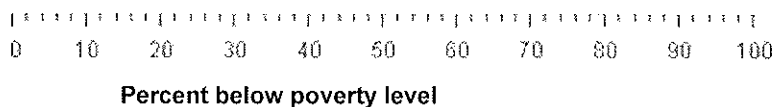
TRAVEL TO WORK: Eighty-four percent of Washington township workers drove to work alone in 2005-2009, 8 percent carpooled, 1 percent took public transportation, and 3 percent used other means. The remaining 3 percent worked at home. Among those who commuted to work, it took them on average 25 minutes to get to work.

INCOME: The median income of households in Washington township was \$58,914. Eighty-one percent of the households received earnings and 26 percent received retirement income other than Social Security. Thirty-three percent of the households received Social Security. The average income from Social Security was \$16,342. These income sources are not mutually exclusive; that is, some households received income from more than one source.

POVERTY AND PARTICIPATION IN GOVERNMENT PROGRAMS: In 2005-2009, 5 percent of people were in poverty. Five percent of related children under 18 were below the poverty level, compared with 6 percent of people 65 years old and over. Three percent of all families and 20 percent of families with a female householder and no husband present had incomes below the poverty level.

Poverty Rates in Washington township, Franklin County, Pennsylvania in 2005-2009

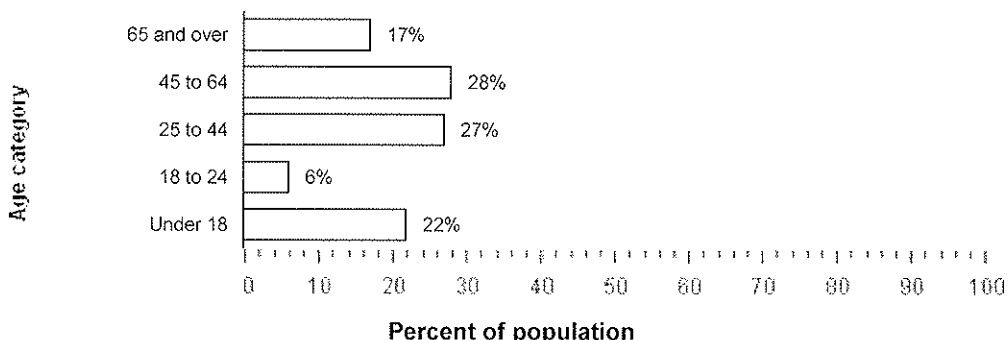




Source: American Community Survey, 2005-2009

POPULATION OF Washington township: In 2005-2009, Washington township had a total population of 12,000 - 6,100 (51 percent) females and 5,900 (49 percent) males. The median age was 43 years. Twenty-two percent of the population was under 18 years and 17 percent was 65 years and older.

The Age Distribution of People in Washington township, Franklin County, Pennsylvania in 2005-2009

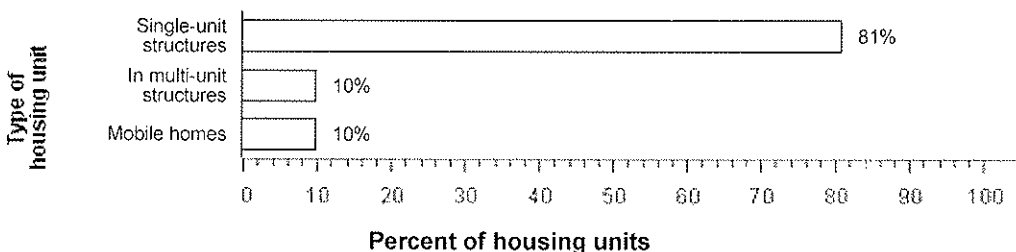


Source: American Community Survey, 2005-2009

For people reporting one race alone, 97 percent was White; 1 percent was Black or African American; less than 0.5 percent was American Indian and Alaska Native; 1 percent was Asian; less than 0.5 percent was Native Hawaiian and Other Pacific Islander, and less than 0.5 percent was Some other race. One percent reported Two or more races. Less than 0.5 percent of the people in Washington township was Hispanic. Ninety-seven percent of the people in Washington township was White non-Hispanic. People of Hispanic origin may be of any race.

HOUSING CHARACTERISTICS: In 2005-2009, Washington township had a total of 5,200 housing units, 3 percent of which were vacant. Of the total housing units, 81 percent was in single-unit structures, 10 percent was in multi-unit structures, and 10 percent was mobile homes. Twenty-eight percent of the housing units were built since 1990.

The Types of Housing Units in Washington township, Franklin County, Pennsylvania in 2005-2009

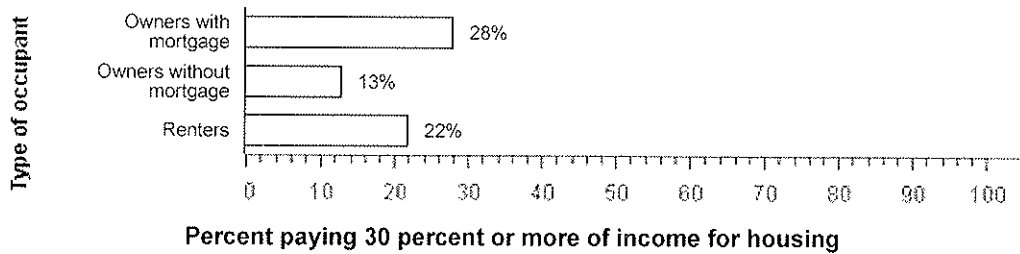


Source: American Community Survey, 2005-2009

OCCUPIED HOUSING UNIT CHARACTERISTICS: In 2005-2009, Washington township had 5,000 occupied housing units - 4,200 (84 percent) owner occupied and 810 (16 percent) renter occupied. One percent of the households did not have telephone service and 4 percent of the households did not have access to a car, truck, or van for private use. Multi Vehicle households were not rare. Forty-six percent had two vehicles and another 27 percent had three or more.

HOUSING COSTS: The median monthly housing costs for mortgaged owners was \$1,364, nonmortgaged owners \$430, and renters \$692. Twenty-eight percent of owners with mortgages, 13 percent of owners without mortgages, and 22 percent of renters in Washington township spent 30 percent or more of household income on housing.

Occupants with a Housing Cost Burden in Washington township, Franklin County, Pennsylvania in 2005-2009



Source: American Community Survey, 2005-2009

Source: U.S. Census Bureau, 2005-2009 American Community Survey

The U.S. Census Bureau's Population Estimates Program produces the official population estimates for the nation, states, counties and places, and the official estimates of housing units for states and counties. The population and housing characteristics included above are derived from the American Community Survey.

Notes:

- Detail may not add to totals due to rounding.
- Percentages are based on unrounded numbers.